



Diamond Tools and Equipment for Construction and Infrastructure



Concrete



Utility Pipe



Masonry and Stone

2014

PRODUCT CATALOG



CONCRETE CUTTING SOLUTIONS

GAS POWER SAWS/CHAIN 4 - 5

HYDRAULIC POWER SAWS/CHAIN 6 - 7

PIPE CUTTING SOLUTIONS

APPLICATIONS 8 - 9

GAS & HYDRAULIC POWER SAWS/CHAIN 10 - 11

ICS DIAMOND TOOLS/ACCESSORIES

BLADES, CORE BITS, WIRE 12

ACCESSORIES 13 - 15



ABOUT ICS

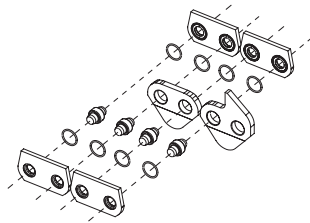
ICS® is a world leader in innovative diamond tools and equipment for the cutting, drilling, demolition and finishing of hard materials for over twenty years. Our patented diamond chain solutions have revolutionized concrete and pipe cutting in construction and infrastructure applications. We offer a full line of chain saw, diamond tool, and accessory solutions, enabling users to achieve the highest level of service quality and productivity.

Headquartered in Portland, Oregon, as a division of Blount International, ICS also has a sales and distribution office in Belgium and a worldwide sales and service network covering more than 70 countries. ICS concrete chain saws, diamond chains, and related products are sold and supported by a network of ICS Authorized Dealers and backed by a comprehensive network of factory trained personnel and service centers.

WHY DO PROS & CONTRACTORS CHOOSE ICS?

- Innovative products that deliver dependable and high-quality results
- Range of product solutions designed for your specific application
- Continuous, customer-driven product improvement
- Broad network of distribution and service partners
- Readily available and responsive customer service

From commercial and residential construction, to utility pipe service and maintenance, ICS Diamond Tools and Equipment will help you get the job done reliably, efficiently and at a quality level that can't be beat.



Diamond Chain with SealPRO® Technology

Revolutionary SealPRO® Diamond Chain from ICS® is a true design breakthrough that reduces chain stretch by 50% or more, potentially giving you more life out of your diamond chain, even in the most abrasive applications and in situations where water is a premium. SealPro technology is based on a patented design with hundreds of tiny O-rings inserted around every rivet, on every link, sealing out abrasive materials that cause chain stretch.

880 Series Flush Cut Hydraulic Saw P.7

800.321.1240

www.icsbestway.com

3



Solutions for Concrete, Masonry, Stone



695F4 Gas Saw

- Utilizes FORCE4® chain chassis, strongest in the industry
- Operates ProFORCE™ and PowerGrit® Chains
- Designed for frequent heavy use
- Plunge cuts to 16 in (40 cm)
- Ultimate versatility and power



- 94 cc, 2-stroke engine
- 6.4 hp (4.7 kW)
- 21 lbs (9.6 kg)
- 12 or 16 inch (30 or 40 cm) guidebars and chains

P/N	ICS 695F4 GAS SAW POWERHEAD AND PACKAGES
545089	ICS 695F4 Powerhead
553463	ICS 695F4-12 Gas Saw Package with 12 in (30 cm) FORCE4 Guidebar & ProFORCE Chain
546804	ICS 695F4-16 Gas Saw Package with 16 in (40 cm) FORCE4 Guidebar & ProFORCE Chain

See your local ICS Dealer for pricing, using our dealer locator: icsbestway.com

ICS 695F4 CONSUMABLES - 12 INCH (30 cm)	
P/N	DESCRIPTION
531743	ICS ProFORCE Chain
531745	ICS ProFORCE Premium L Chain
531739	ICS ProFORCE Premium S Chain
531747	ICS ProFORCE Abrasive Chain
553208	ICS 695F4 12 in (30 cm) Guidebar

ICS 695F4 CONSUMABLES - 16 INCH (40 cm)	
P/N	DESCRIPTION
525342	ICS ProFORCE Chain
525343	ICS ProFORCE Premium L Chain
531735	ICS ProFORCE Premium S Chain
525344	ICS ProFORCE Abrasive Chain
524490	ICS 695F4 16 in (40 cm) Guidebar

Also operates PowerGrit Utility Saw Chain see page 10

ICS ProFORCE™ Series Diamond Chains for the ICS 695F4 saw

- Designed for heavy, professional use
- Strongest, most durable, patented chain design
- Laser welded diamond segments
- Contains patented SealPRO® O-ring technology for longer life

For more details on PowerGrit and other Utility Saw Chain products, see pages 8 - 11

ICS 695PG UTILITY CONSUMABLES - 16 INCH (40 cm)	
P/N	DESCRIPTION
537764	ICS PowerGrit Chain - for use with 16 inch Guidebar p/n 524490

See related ICS accessory products on pages 13 - 15

Solutions for Concrete, Masonry, Stone



695GC Gas Saw

Utilizes MAX series chain

Can be converted to FORCE4® chassis
to operate ProFORCE and PowerGrit chains

Plunge cuts to 16 in (40 cm)

Excellent power to weight ratio



94 cc, 2-stroke engine

6.4 hp (4.7 kW)

21 lbs (9.6 kg)

12, 14 or 16 inch (30, 35 or 40 cm)
guidebars and chains

P/N	ICS 695GC GAS SAW POWERHEAD AND PACKAGES
544106	ICS 695GC Powerhead
553464	ICS 695GC-12 Gas Saw Package, with 12 in (30 cm) Guidebar & TwinMAX-32 Chain
544107	ICS 695GC-14 Gas Saw Package, with 14 in (35 cm) Guidebar & TwinMAX-32 Chain
544108	ICS 695GC-16 Gas Saw Package, with 16 in (40 cm) Guidebar & TwinMAX-35 Chain

ICS 695GC CONSUMABLES 12 INCH (30 cm)	
P/N	DESCRIPTION
71400	ICS TwinMAX-29 Chain
71704	ICS TwinMAX-29 Plus Chain
71554	ICS TwinMAX-29 Abrasive Chain

ICS 695GC CONSUMABLES 14 INCH (35 cm)	
P/N	DESCRIPTION
71486	ICS TwinMAX-32 Chain
71705	ICS TwinMAX-32 Plus Chain
71610	ICS TwinMAX-32 Abrasive Chain

ICS 695GC CONSUMABLES 16 INCH (40 cm)	
P/N	DESCRIPTION
71607	ICS TwinMAX-35 Chain
71706	ICS TwinMAX-35 Plus Chain
71611	ICS TwinMAX-35 Abrasive Chain

553207	ICS 695GC Guidebar 12 in (30 cm)
--------	----------------------------------

73600	ICS 695GC Guidebar 14 in (35 cm)
-------	----------------------------------

71600	ICS 695GC Guidebar 16 in (40 cm)
-------	----------------------------------

See your local ICS Dealer for pricing, using our dealer locator: icsbestway.com

680GC Gas Saw

Utilizes MAX series chain

General purpose saw

Plunge cuts to 14 in (35 cm)

Perfect for general construction occasional use



76.5 cc, 2-stroke engine

5 hp (3.7 kW)

21 lbs (9.6 kg)

12 or 14 inch (30 or 35 cm)
guidebars and chains

P/N	ICS 680GC GAS SAW POWERHEAD AND PACKAGES
545090	ICS 680GC Powerhead
545058	ICS 680GC-12 Gas Saw Package, with 12 in (30 cm) Guidebar & TwinMax-29 Chain
545099	ICS 680GC-14 Gas Saw Package, with 14 in (35 cm) Guidebar & TwinMax-32 Chain

ICS 680GC CONSUMABLES - 12 INCH (30 cm)	
P/N	DESCRIPTION
71400	ICS TwinMAX-29 Chain
71704	ICS TwinMAX-29 Plus Chain
71554	ICS TwinMAX-29 Abrasive Chain

ICS 680GC CONSUMABLES - 14 INCH (35 cm)	
P/N	DESCRIPTION
71486	ICS TwinMAX-32 Chain
71705	ICS TwinMAX-32 Plus Chain
71610	ICS TwinMAX-32 Abrasive Chain

71395	ICS 680GC Guidebar 12 in (30 cm)
-------	----------------------------------

513122	ICS 680GC Guidebar 14 in (35 cm)
--------	----------------------------------

ICS MAX Series Diamond Chains for ICS 680GC & 695GC saw

- | Designed for general construction use
- | Segment types for general purpose and specialty applications
- | Laser welded to patented chain chassis
- | Contains patented SealPRO® O-ring technology for longer life

800.321.1240

www.icsbestway.com **5**



Solutions for Concrete, Masonry, Stone

880 Series Hydraulic Saws

- Most powerful hydraulic saw
- Utilizes ProFORCE™ and PowerGrit® Chain
- Designed for heavy, everyday production use
- Offers widest range of cutting depths
- Flush Cut saw offers flush cutting to a wall or floor



880F4 Standard Cut

880F4-FL Flush Cut

- 8 gpm (30 lpm) or 12 gpm (45 lpm)
- 11.5 hp (8.6 kW)/17.5 hp (13 kW)
- 26 lbs (12 kg)
- Four cutting lengths available

P/N	ICS 880 SERIES STANDARD CUT HYDRAULIC SAW POWERHEAD AND PACKAGES
526822	ICS 880F4 Powerhead 8 gpm (30 lpm)
526824	ICS 880F4 Saw Package 8 gpm (30 lpm), with 15 in (38 cm) Guidebar, ProFORCE Diamond Chain, Case
525980	ICS 880F4 Hydraulic Powerhead 12 gpm (45 lpm)

P/N	ICS 880 SERIES FLUSH CUT HYDRAULIC SAW POWERHEADS
549759	ICS 880F4-FL Flush Cut Powerhead 8 gpm (30 lpm)
549760	ICS 880F4-FL Flush Cut Powerhead 12 gpm (45 lpm)

See your local ICS Dealer for pricing, using our dealer locator: icsbestway.com

ICS 880 SERIES CONSUMABLES - 10 INCH (25 cm)	
P/N	DESCRIPTION
531743	ICS ProFORCE Chain
531745	ICS ProFORCE Premium L Chain
531739	ICS ProFORCE Premium S Chain
531747	ICS ProFORCE Abrasive Chain

529829	ICS 880 Series Guidebar 10 in (25 cm)
--------	---------------------------------------

ICS SERIES CONSUMABLES - 20 INCH (50 cm)	
P/N	DESCRIPTION
531749	ICS ProFORCE Chain
531751	ICS ProFORCE Premium L Chain
531741	ICS ProFORCE Premium S Chain
531753	ICS ProFORCE Abrasive Chain

529767	ICS 880 Series Guidebar 20 in (50 cm)
--------	---------------------------------------

ICS SERIES CONSUMABLES - 15 INCH (38 cm)	
P/N	DESCRIPTION
525342	ICS ProFORCE Chain
525343	ICS ProFORCE Premium L Chain
531735	ICS ProFORCE Premium S Chain
525344	ICS ProFORCE Abrasive Chain

523080	ICS 880 Series Guidebar 15 in (38 cm)
--------	---------------------------------------

ICS SERIES CONSUMABLES - 25 INCH (63 cm)	
P/N	DESCRIPTION
525345	ICS ProFORCE Chain
525346	ICS ProFORCE Premium L Chain
531737	ICS ProFORCE Premium S Chain
525347	ICS ProFORCE Abrasive Chain

525320	ICS 880 Series Guidebar 25 in (63 cm)
--------	---------------------------------------

ICS ProFORCE™ Series Diamond Chains for ICS 880 Series saws

- Designed for heavy, professional use
- Strongest, most durable, patented chain design
- Laser welded diamond segments
- Contains patented SealPRO® O-ring technology for longer life

For more details on PowerGrit and other Utility Saw Chain products, see pages 8 - 11

ICS 880 SERIES - POWERGRIT UTILITY SAW CHAIN CONSUMABLES	
P/N	DESCRIPTION
537764	ICS PowerGrit Chain - 15 in (38 cm) - for use with 15 inch Guidebar p/n 523080
537765	ICS PowerGrit Chain - 20 in (50 cm) - for use with 20 inch Guidebar p/n 529767
545017	ICS PowerGrit Chain - 25 in (63 cm) - for use with 25 inch Guidebar p/n 525320

Solutions for Concrete, Masonry, Stone



814PRO Hydraulic Saw

- General purpose saw
- Extremely lightweight and easy to use
- Plunge cuts to 13 in (33 cm)
- Best hydraulic power to weight ratio



- 8 gpm (30 lpm)
- 11.5 hp (8.6 kW)
- 12 lbs (6 kg)

P/N	ICS 814PRO HYDRAULIC SAW POWERHEAD AND PACKAGE
75256	ICS 814PRO Powerhead 8 gpm (30 lpm)
71675	ICS 814PRO Hydraulic Saw Package 8 gpm (30 lpm) with 13 in (33 cm) Guidebar, TwinPRO-25 Diamond Chain

ICS 814PRO CONSUMABLES - 13 INCH (33 cm)	
P/N	DESCRIPTION
74719	ICS TwinPRO-25 Diamond Chain
74042	ICS 814PRO Guidebar 13 in (33 cm)

See related ICS accessory products on pages 13 - 15

See your local ICS Dealer for pricing, using our dealer locator: icsbestway.com

ICS PRO Series Diamond Chains for the ICS 814PRO saw

- Designed for general construction use
- Perfect for toothing out brick
- Laser welded to patented chain chassis
- Contains patented SealPRO® O-ring technology for longer life

ICS CHAIN AND SAW SELECTOR GUIDE

Chain Applications	Saw	Soft Stone/ Abrasive/Brick	Natural Stone	Medium Concrete/ Light Reinforcement	Hard Concrete/ Heavy Reinforcement	Ductile Iron/Cast Iron/PVC/HDPE
ICS TwinMAX™ General Purpose	680GC 695GC		◇	◇		
ICS TwinMAX™ Plus For harder materials	680GC 695GC		◇	◇	◇	
ICS TwinMAX™ Abrasive Ideal for brick and block	680GC 695GC	◇				
ICS TwinPro General purpose	814PRO		◇	◇	◇	
ICS ProFORCE™ General purpose	880 Series 695F4		◇	◇	◇	
ICS ProFORCE™ L Longer cutting life	880 Series 695F4		◇	◇	◇	
ICS ProFORCE™ S Faster cutting speed	880 Series 695F4			◇	◇	
ICS ProFORCE™ Abrasive Ideal for brick and block	880 Series 695F4	◇				
ICS PowerGrit® For utility pipe	880 Series 695PG					◇

800.321.1240

www.icsbestway.com 7



Solutions for Utility Pipe

THE ICS POWERGRIT® ADVANTAGE

SAFER. FASTER. EASIER.

ICS Utility chainsaws have addressed operator safety with its revolutionary grinding technology which eliminates rotational kickback and offers improved operator positioning when cutting pipe. Utilized by public, private water and wastewater departments worldwide, this patented platform, exclusively from ICS, is designed to cut a variety of materials from ductile iron to plastic pipe with far less excavation. The ability to cut up to 24" pipe completely from one side radically reduces the difficulty of the job. Complete your next job safer, faster and easier with ICS Utility chain saws.



8 www.icsbestway.com

800.321.1240

Effective January 1, 2014 | Copyright 2014 ICS | Blount Inc. Pricing and specifications subject to change without notice. All rights reserved. ICS, WallWalker, SpeedHook, SealPRO, FORCE4 and PowerGrit are registered trademarks of ICS. The best way to cut concrete, DCT, TSS, ProFORCE, and TwinMAX are trademarks of ICS. icsbestway.com 1213


THE ICS POWERGRIT® ADVANTAGE



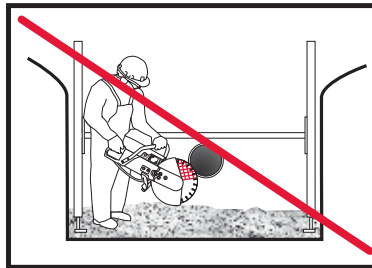
ICS 880PG



ICS 695PG



ICS POWERGRIT® METHOD



CONVENTIONAL METHOD

PRODUCT BENEFITS:

- > NO ROTATIONAL KICKBACK
- > SINGLE-POINT ACCESS
- > OPERATOR CONTROL
- > SAFER OPERATION
- > NO FLYING DEBRIS OR DUST

CUTS APPLICATIONS:

- > DUCTILE IRON PIPE
- > CAST IRON PIPE
- > PVC PIPE
- > HDPE PIPE
- > INSITUFORM PIPE LINING
- > ASBESTOS* CEMENT PIPE

* Asbestos is a hazardous material, known to cause serious respiratory diseases. Cutting into asbestos can release asbestos fibers into the air. Always research and follow the correct safety procedures, including applicable national and state or provisional occupational health and safety regulations, and protect yourself and those around you from asbestos-related disease. Always arrange for the material to be removed safely by a qualified person. ICS is not responsible for exposure to asbestos caused by use of this product.

ICS POWERGRIT METHOD VERSUS CONVENTIONAL METHOD

Cutting depth from 15 - 25 inches (38 - 63 cm)
 No rotational kickback
 Gyroscopic motion eliminated
 Chain stops quickly after throttle is released
 Direct drive sprocket eliminates slippage
 Cutting depth allows for single side access
 Reduced excavation below the pipe, may eliminate the need for shoring

Cutting depth of only 4-5 inches (10 - 12 cm)
 Operator exposed to potential rotational kickback
 Gyroscopic motion reduces saw control
 Blade continues turning after throttle is released
 Excess excavation needed to cut below the pipe
 Access to both sides of pipe is required
 Guard positioning compromises operator safety

Not all cities, municipalities, townships, and governments follow the same laws. Be sure to adhere to local guidelines and regulations when operating our products.

800.321.1240

www.icsbestway.com **9**



Solutions for Utility Pipe

695 PowerGrit Utility Gas Saw

Utilizes FORCE4® technology

Operates PowerGrit® and ProFORCE™ chain

Designed for frequent heavy use

Plunge cuts to 16 in (40 cm)

Ultimate versatility and power



94 cc, 2-stroke engine

6.4 hp (4.7 kW)

21 lbs (9.6 kg)


16 inch (40 cm) guidebar and chain

P/N	ICS 695PG GAS SAW PACKAGE
545018	ICS 695PG16 Gas Saw Package with 16 in (40 cm) FORCE4 Guidebar & PowerGrit Chain

ICS 695PG UTILITY CONSUMABLES - 16 INCH (40 cm)	
P/N	DESCRIPTION
537764	ICS PowerGrit Chain - for use with 16 inch Guidebar p/n 524490

ICS 695 SERIES CONCRETE CONSUMABLES - 16 INCH (40 cm)	
P/N	DESCRIPTION
525342	ICS ProFORCE Chain - for use with 16 inch Guidebar p/n 524490
525343	ICS ProFORCE Premium L Chain - for use with 16 inch Guidebar p/n 524490
531735	ICS ProFORCE Premium S Chain- for use with 16 inch Guidebar p/n 524490
525344	ICS ProFORCE Abrasive Chain - for use with 16 inch Guidebar p/n 524490

See your local ICS Dealer for pricing, using our dealer locator: icsbestway.com



Brazed layer diamond coating



Single side access



Hydraulic Saw is completely submersible



Designed to cut ductile iron



Laser welded diamond segments



PRO® O-ring technology
longer life

880 PowerGrit Utility Hydraulic Saw

Utilizes FORCE4 technology

Operates PowerGrit® and ProFORCE™ chain

Most powerful hydraulic saw

Modular motor design for easy servicing

Designed for heavy production use



8 gpm (30 lpm) or 12 gpm (45 lpm)

11.5 hp (8.6 kW)/17.5 hp (13 kW)

26 lbs (12 kg)

Three cutting lengths available

P/N	ICS 880 SERIES UTILITY HYDRAULIC SAW PACKAGES
546113	ICS 880PG-15 Hydraulic Saw Package, 15 in (38 cm) Guidebar, PowerGrit Chain, 8gpm
537970	ICS 880PG-20 Hydraulic Saw Package, 20 in (50 cm) Guidebar, PowerGrit Chain, 8gpm

ICS 880PG UTILITY CONSUMABLES	
P/N	DESCRIPTION
537764	ICS PowerGrit Chain - 15 in (38 cm)
537765	ICS PowerGrit Chain - 20 in (50 cm)
545017	ICS PowerGrit Chain - 25 in (63 cm)

523080	ICS 880PG FORCE4 Guidebar - 15 in (38 cm)
529767	ICS 880PG FORCE4 Guidebar - 20 in (50 cm)
525320	ICS 880PG FORCE4 Guidebar - 25 in (63 cm)

ICS PowerGrit® solutions are used in a range of applications including:

- New construction
- Maintenance of underground water and wastewater systems
- Fire/rescue operations
- Construction
- Manufacturing

See your local ICS Dealer for pricing, using our dealer locator: icsbestway.com

ICS 880 SERIES CONCRETE CONSUMABLES - 15 INCH (38 cm)	
P/N	DESCRIPTION
525342	ICS ProFORCE Chain - for use with 15 inch Guidebar p/n 523080
525343	ICS ProFORCE Premium L Chain - for use with 15 inch Guidebar p/n 523080
531735	ICS ProFORCE Premium S Chain - for use with 15 inch Guidebar p/n 523080
525344	ICS ProFORCE Abrasive Chain - for use with 15 inch Guidebar p/n 523080

ProFORCE chain cuts concrete, stone, masonry, asphalt and much more

See your local ICS Dealer for pricing, using our dealer locator: icsbestway.com

ICS SERIES CONCRETE CONSUMABLES - 20 INCH (50 cm)	
P/N	DESCRIPTION
531749	ICS ProFORCE Chain - for use with 20 inch Guidebar p/n 529767
531751	ICS ProFORCE Premium L Chain - for use with 20 inch Guidebar p/n 529767
531741	ICS ProFORCE Premium S Chain - for use with 20 inch Guidebar p/n 529767
531753	ICS ProFORCE Abrasive Chain- for use with 20 inch Guidebar p/n 529767

ICS SERIES CONCRETE CONSUMABLES - 25 INCH (63 cm)	
P/N	DESCRIPTION
525345	ICS ProFORCE Chain - for use with 25 inch Guidebar p/n 525320
525346	ICS ProFORCE Premium L Chain - for use with 25 inch Guidebar p/n 525320
531737	ICS ProFORCE Premium S Chain - for use with 25 inch Guidebar p/n 525320
525347	ICS ProFORCE Abrasive Chain - for use with 25 inch Guidebar p/n 525320

See accessories and parts on pages 13 - 15



Diamond Blades

ProFORCE™ means quality and precision. Designed and expertly built to live up to the standards you've come to expect from ICS. Our custom-built blades deliver precise control, high speed cutting, and longer life for lower overall cost per cut. We have diamond blades with bonds that are ideal for work on materials ranging from metal and asphalt to tile and refractory, and everything in between. Sizes range from 14 - 72+ inches with segment widths available from .125 - .250. All common flush-cut hole patterns are available for both handsaw and wallsaw blades and undercut protection designed for long life without spalding for all cured, asphalt and green blades. Get your job done fast and efficiently with ICS Diamond Blades.

Handsaw



Wallsaw



Cured



Asphalt



Green



Core Bits

Ensure the efficiency of your cutting operations and the safety of your tool operators with ICS core bits. Available in many diameters from 1 - 48" with crowned or segmented segments. We also offer adapters and extensions in varying sizes. Contact your ICS sales representative for additional details.



All our diamond blades are for wet cutting. Wet cutting diamond blades MUST be used with water to prevent excessive heat build-up during cutting. Using water on the blade also reduces dust and helps remove cuttings. A continuous water flow is critical. Using "wet" blades without water, even for a few seconds, causes excessive heat and blade damage, and creates a safety hazard. Check the saw or tool carefully before using a wet cutting diamond blade. Make sure it is safe to use the saw or tool with water.

Diamond Wire

The world's leader in Diamond Chain Technology (DCT™) now offers high quality, sintered bead diamond wire. Providing smooth, fast cutting, low noise, low vibration and almost unlimited cutting depth, ICS Diamond Wire can be used virtually everywhere.



P/N	DIAMOND WIRE
525849	ICS Diamond Wire 10.5mm
525808	ICS Diamond Wire Connector

Vacuum System

The Total Slurry Solutions™ Hi-Lift Performance Vacuum systems provide an easy way to contain and dispose of slurry. All TSS™ systems come with 15 feet (4.6 m) of heavy duty professional grade vacuum hose.

P/N	ICS TSS VACUUMS AND ACCESSORIES
73862	ICS TSS-15 Hi-Lift Performance Vacuum, incl 15-gallon (55 liter) polyethylene tank & 15 ft (4.6 m) hose
71285	ICS TSS-55 Hi-Lift Performance Vacuum, fits std 55-gallon (208 liter) drum, includes 15 ft (4.6 m) hose
73857	ICS TSS Vac-Attachment Kit - fits 814PRO, 853PRO Series, 880F4
73852	ICS TSS Front Mount, 30 inch Floor Squeegee
73860	ICS TSS Crush-Proof Vacuum Hose
73854	ICS TSS Aluminum Wand
73855	ICS TSS 14 inch Dual Blade Squeegee Head

Wall Mount Solution

SpeedHook is an ingenious accessory designed to support the weight of ICS hydraulic saws. SpeedHook is convertible to left or right-hand operation, and expands with 42-inch (107 cm) sections.

P/N	ICS WALL MOUNTED SPEEDHOOK SYSTEM AND ACCESSORIES
528551	ICS 880F4 SpeedHook System, includes 42 inch (1 m) Rail & 880F4 Saw Mounting Bracket
528552	ICS SpeedHook Bracket - fits 880F4 Series
70554	ICS SpeedHook 42 inch (1 m) Rail
70558	ICS SpeedHook Axle Assembly - fits all SpeedHook Brackets

Replacement Parts

For a complete listing of replacement parts, please visit our website.

	P/N	ICS REPLACEMENT PARTS
680/633	73199	Spark Plug - 633GC, 633F4
	71752	Air Filter Canister, Polyester - 680GC, 633GC, 633F4
	73459	Fuel Filter - 680GC, 633GC, 633F4
	73935	Premium Tensioner Kit - 680GC, 633GC, 633F4
	514770	Spark Plug - 680GC
	70949	ICS Drive Sprocket - fits 680, 633, and 695 Gas Saws - GC Series
	70249	ICS Standard Guidebar Nose Sprocket Repair Kit (680 & 695 GC Series)
695	525496	ICS Drive Sprocket - fits 633 & 695 Gas Saws - F4 Series
	544064	Air Filter Canister, Polyester - 695GC, 695F4
	544034	Spark Plug - 695GC, 695F4
	543971	Fuel Filter - 695GC, 695F4
	543904	Premium Tensioner Kit - 695GC, 695F4
880	530046	ICS FORCE4® Guidebar Nose Sprocket Repair Kit (695 & 880 F4 series)
	525495	ICS Drive Sprocket - fits all 880F4 8gpm saws and 12 gpm saws with serial numbers 13029 and under, 853PRO, 853PRO Plus
	549761	ICS Drive Sprocket - fits all 880F4-FL 8gpm saws and 12 gpm saws with serial numbers 13029 and under, 853PRO-FL
	560564	ICS Drive Sprocket - fits all 880F4-FL , 880F4 12 gpm saws with serial numbers 13030 and up
814	74510	ICS 814PRO Guidebar Nose Repair Kit
	71385	ICS Drive Sprocket - fits 814PRO

See your local ICS Dealer for pricing, using our dealer locator: icsbestway.com



Portable Hydraulic Power

Consider the convenience of portable hydraulic power with an ICS P95 or P110 Powerpack. ICS® gas operated power packs are a dependable, self-contained source of hydraulic power that offer superior cooling capacity. The functional, ergonomic design makes them easily transportable to any job site. Comes equipped with 1/2" quick disconnects. Or connect to existing hydraulic systems such as backhoes and skidsteers with a flow adapter valve.



P95 18hp (13.5 kW) Powerpack

Affordable hydraulic power | Exceptional cooling capability
Easy to carry package | Operating pressure approx 2000 psi
Adjustable to 5 gpm or 8 gpm (20 lpm or 30 lpm) operation

P110 23hp (17 kW) Powerpack

More powerful for larger tools | Exceptional cooling capability
Easy to carry package | Operating pressure approx 2000 psi
Adjustable to 8 gpm or 12 gpm (30 lpm or 45 lpm) operation

P/N	ICS POWERPACKS, FLOW ADAPTER VALVES AND HYDRAULIC HOSES
526103	ICS P110 23 hp (17 kW) Hydraulic Powerpack 8 and 12 gpm (30 lpm & 45 lpm)
550888	ICS P95 18 hp (13.5 kW) Hydraulic Powerpack 5 and 8 gpm (20 lpm & 30 lpm)
71287	ICS Flow Adapter Valve 12 gpm (45 lpm)
70350	ICS Flow Adapter Valve 8 gpm (30 lpm)
70466	ICS Hydraulic Hose set, 25 ft (7.5 m), two-way, with QD couplers

2-Stroke Engine Oil

Intensive laboratory and field testing have resulted in an oil formula that is cleaner burning, provides better thermal protection and an improved film barrier reducing piston ring wear. Protect your investment with work-proven ICS® 2-stroke Engine Oil.



P/N	ICS 2-STROKE ENGINE OIL
505882	ICS 2 -Stroke Oil, 25:1 Mix, 5.2 oz (158 ml), 6-pack
505883	ICS 2 -Stroke Oil, 25:1 Mix, 5.2 oz (158 ml), 24-pack

See your local ICS Dealer for pricing, using our dealer locator: icsbestway.com

Portable Water Supply System

When water isn't readily available, this corrosion resistant poly tank provides the solution. Able to hold up to 25 gallons, this system offers the required pressure and flow that ICS saws require. The diaphragm High-Flo pump provides 1 gpm at 35 psi and comes with alligator clips for 12v battery hookup. Comes with a whip fitted with a standard hose end, ready for any regular hose you desire.



P/N	ICS PORTABLE WATER SUPPLY SYSTEM
551494	ICS Portable Water Supply System - 25 gallons

Pipe Clamp

The 880F4 pipe clamp brings a new level of safety, accuracy and ease of use to the job. Mount to this clamp and dramatically reduce the effort of handling the saw, while providing a solid, stable cutting platform that also improves operator safety and the precision of the cut.



(FOR USE WITH 880PG HYDRAULIC SAW ONLY)

P/N	ICS PIPE CLAMP AND AXLE
537640	ICS PowerGrit Pipe Clamp System (880 Series)
537634	ICS Pipe Clamp Axle (880 Series) Replacement

See your local ICS Dealer for pricing, using our dealer locator: icsbestway.com





Diamond Tools and Equipment

icsbestway.com